

Writing Resource Center

Writing Resource Center: Located in room 326 of the A.C. Clark Library, the Writing Resource Center offers free, one-on-one assistance with all types of writing assignments and projects. Our trained peer and faculty consultants provide constructive feedback to help you get started on a paper, organize your ideas, cite sources, develop revision strategies, polish final drafts, and more. Due to COVID-19, our services will be offered online in Fall 2020. To schedule an online consultation, visit <https://www.bemidjistate.edu/services/wrc/for-students/online-tutoring/>

Fall 2020 Hours (Online consultations only)

Monday – Thursday: 9 AM to 5 PM

Friday: 9 AM to 12 PM

Writing Resource Center

To Access Our Schedule and Make an Appointment

- Go to <https://bemidji.mywconline.com/>
- Register for an account
- Sign in with your email and new password
- Click any white block on the schedule to make an appointment
- Select “Yes. Schedule Online appointment” and click on “Create Appointment”

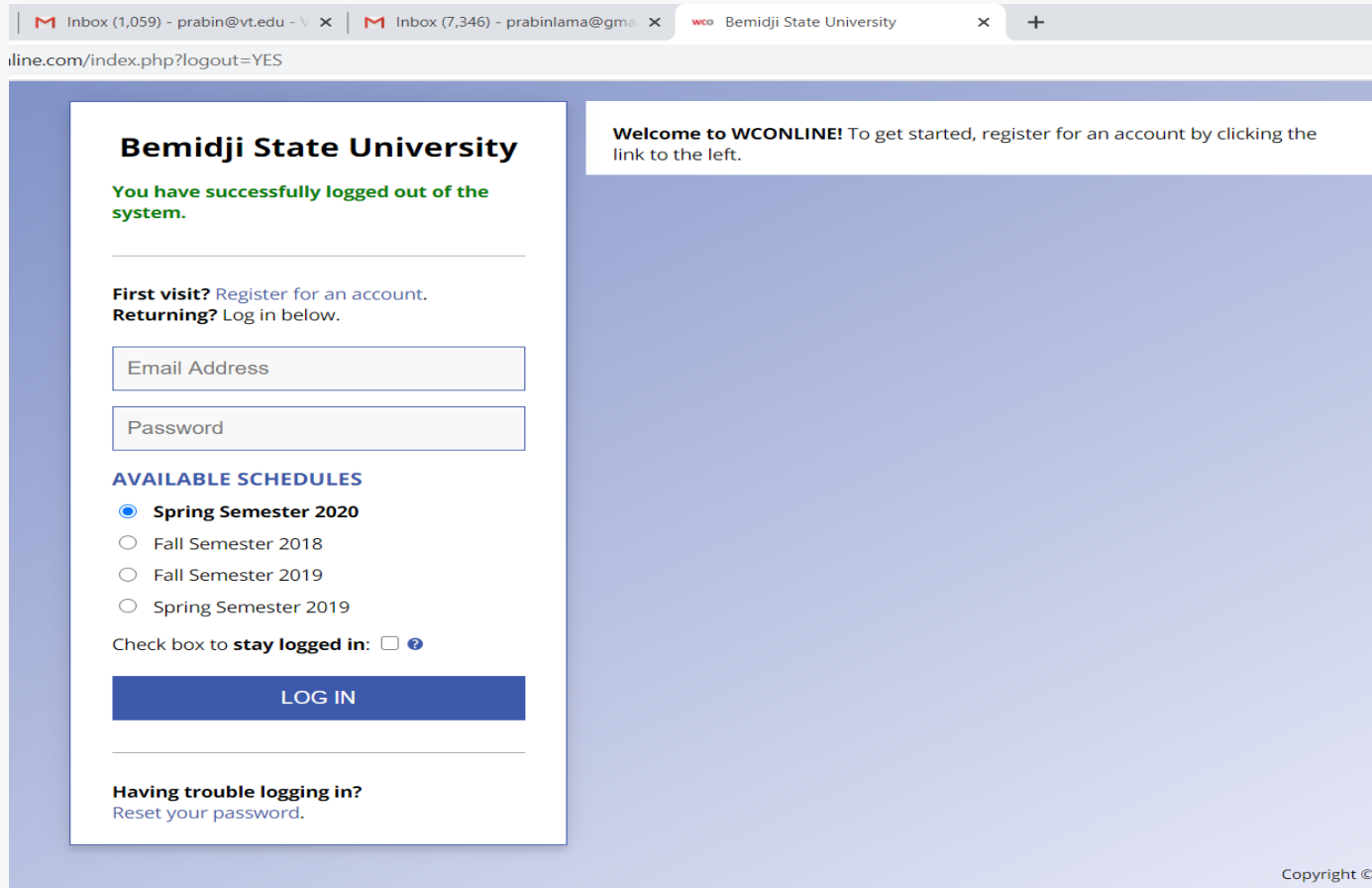
To start an online consultation

- Log in to our scheduler a few minutes before your appointment.
- Click on your appointment box and click “Start or Join Online Consultation.”

Writing Resource Center

To Access Our Schedule and Make an Appointment:

- Go to <https://bemidji.mywconline.com/>



The screenshot shows a web browser window with three tabs: 'Inbox (1,059) - prabin@vt.edu - v', 'Inbox (7,346) - prabinlama@gma', and 'wco Bemidji State University'. The address bar shows 'line.com/index.php?logout=YES'. The main content area is a login page for Bemidji State University. It features a header with the university name and a message: 'You have successfully logged out of the system.' Below this, there are instructions for first-time visitors to register and for returning users to log in. There are two input fields for 'Email Address' and 'Password'. A section titled 'AVAILABLE SCHEDULES' has radio buttons for 'Spring Semester 2020' (selected), 'Fall Semester 2018', 'Fall Semester 2019', and 'Spring Semester 2019'. There is a checkbox for 'stay logged in' which is unchecked. A blue 'LOG IN' button is present. At the bottom, there is a link for 'Having trouble logging in? Reset your password.' A copyright notice 'Copyright © 2' is visible in the bottom right corner.

Bemidji State University

You have successfully logged out of the system.

First visit? Register for an account.
Returning? Log in below.

Email Address

Password

AVAILABLE SCHEDULES

Spring Semester 2020

Fall Semester 2018

Fall Semester 2019

Spring Semester 2019

Check box to **stay logged in:** ?

LOG IN

Having trouble logging in?
Reset your password.

Copyright © 2

Writing Resource Center




- Register for an account

Register for a New Account

Fill out the form below in order to create a new account on this system. Once you've successfully registered, you'll be able to log in to the system immediately. Questions marked with a * are required.

Email Address *

First Name * **Last Name ***
Telephone Number

Standing *
 
Graduation Year *
 
First or Home Language *
 
Major *

Student ID *

PASSWORD

Passwords must be ten or more characters long.

Password * **Re-enter Password ***

Writing Resource Center

- Sign in with your email and new password
- Click any white block on the schedule to make an appointment

WELCOME, PRABIN ▾									
September 7 - September 13, 2020									
Fall Semester 2020 ▾									
NEXT WEEK ▶ 📅									
🔍 📄 📅 📧 HELP?									
Sep. 7: Monday	9:00am	10:00am	11:00am	12:00pm	1:00pm	2:00pm	3:00pm	4:00pm	
Madalyn Zroback 🔗 <small>ONLINE ONLY</small>	[Dark Blue Block]						[White Block]	[White Block]	[White Block]
Austin Fiedler 🔗 <small>ONLINE ONLY</small>	[Dark Blue Block]				[White Block]	[White Block]	[White Block]	[White Block]	
Danae Moksnes 🔗 <small>ONLINE ONLY</small>	[White Block]	[Dark Blue Block]		[White Block]	[White Block]	[White Block]	[Dark Blue Block]		
Prabin Lama 🔗 <small>ONLINE ONLY</small>	[Dark Blue Block]	[White Block]	[White Block]	[White Block]	[Dark Blue Block]				
Sep. 8: Tuesday	9:00am	10:00am	11:00am	12:00pm	1:00pm	2:00pm	3:00pm	4:00pm	
Madalyn Zroback 🔗 <small>ONLINE ONLY</small>	[Dark Blue Block]			[White Block]	[White Block]	[White Block]	[Dark Blue Block]		
Jenna Birnbaum 🔗 <small>ONLINE ONLY</small>	[Dark Blue Block]						[White Block]	[White Block]	
Brooke 🔗 <small>ONLINE ONLY</small>	[Dark Blue Block]				[White Block]	[White Block]	[White Block]	[White Block]	
Meghan Trimble 🔗 <small>ONLINE ONLY</small>	[White Block]	[White Block]	[White Block]	[White Block]	[Dark Blue Block]				

Writing Resource Center

- Select “Yes. Schedule Online appointment”

Client
Lama, Prabin (prabin.lama@bemidjstate.edu)
To select a different client, begin typing a name or email above and then select from the resulting list.

Appointment Date
Monday, September 7, 2020: 10:00am ▼ to 10:30am ▼ [Show REPEAT Options](#)

Staff or Resource
Prabin Lama (Fall Semester 2020)

APPOINTMENT LIMITS: Appointments must be between 30 minutes and 1 hour in length.

Meet Online?
 Yes. Schedule **Online** appointment.
If you choose an online appointment, log back in to this website approximately five to ten minutes before the start of your appointment. Then, open this appointment and click "Start or Join Online Consultation."

Questions marked with a * are required. Questions marked with **ADMIN ONLY** are only available to and shown to administrators. (As an administrator, you can save an appointment without filling in required fields--except if those required fields are also tagged as administrator-only questions.)

Course *
ENGL 1151

Instructor *
Lama

What would you like to work on today? *
Thesis statement

ADMINISTRATIVE OPTIONS
Walk-In/Drop-In | Missed | Placeholder ⓘ | Email Client? ⓘ

CREATE APPOINTMENT **CLOSE WINDOW**

Writing Resource Center

To start an online consultation

- Log in to our scheduler a few minutes before your appointment.
- Click on your appointment box and click “Start or Join Online Consultation.”

100

View Existing Appointment

Client

Prabin Lama

Appointment Date

Monday, September 7, 2020

9:30am to 10:00am [\[MARK MISSED\]](#)

ONLINE

CREATED: Aug. 11, 2020 5:17pm by Prabin Lama

Staff or Resource

Prabin Lama

Post-Session Client Report Forms

[Add New](#)

MEET ONLINE? ONLINE

If you choose an online appointment, log back in to this website approximately five to ten minutes before the start of your appointment. Then, open this appointment and click "Start or Join Online Consultation."

START OR JOIN ONLINE CONSULTATION

Course

ENGL 1151

Instructor

Lama

What would you like to work on today?

Grammar

CLOSE WINDOW

EDIT APPOINTMENT

CANCEL APPOINTMENT

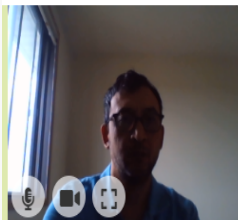
Email client notice of cancelation?

Writing Resource Center

wcoocm2.com:9091/p/bemidji.sc5f3318f2e9ab4?key=MTd8c2M1ZjMzMThmMmU5YWl0ITA4MTE=&av=YES&tok=NO&userName=Prabin

B I U S [List Icons]

[Pencil] [Print] [Share] [Refresh] [Help] [Star] [User 1]



1
2
3
4
5
6
7
8
9
10
11
12
13

WELCOME TO YOUR ONLINE CONSULTATION! Below is a brief overview of this module. For more information, click the question mark at the top right of the screen.

WHITEBOARD: This area of the screen is the document collaboration whiteboard. Here, you can import or paste a document, or type text. Changes made to text in this window are highlighted and seen immediately by both individuals participating in the online consultation.

TEXT CHAT: You can use the area to the right of the screen to have a text conversation in real time.

TOOLBAR: The icons on the left side of the toolbar allow you to work with a document's formatting. The icons on the right side (or at the bottom if using a phone) include options for your online session, such as importing or exporting a document. Hover over any icon for a text label showing the icon's function.

DRAWING TOOLS: Clicking the pencil icon allows you to draw on top of the whiteboard. Within the drawing area, you can change the brush, clear your drawing, or use a solid background. You can also import images and export the entire drawing area. On a computer, hover over the drawing area to expand it, and hover away from it to minimize it. On a touch screen, touch the pencil icon once to open the drawing function, twice to expand the drawing area, and a third time to close it.

AUDIO AND VIDEO: If your center has enabled audio and video consultations, you can click on the camera icon to allow the other participant to see and hear you. The first time you use audio and video, your browser may prompt you to allow the use of your camera and microphone in your session.

AFTER YOUR SESSION: Your chat transcript and document will be saved in this online meeting. You can always come back by viewing your appointment and clicking the 'start or join online consultation' link.

CHAT || REAL TIME

Prabin: Hi, What would you like to work on? 17:18

type here to chat...